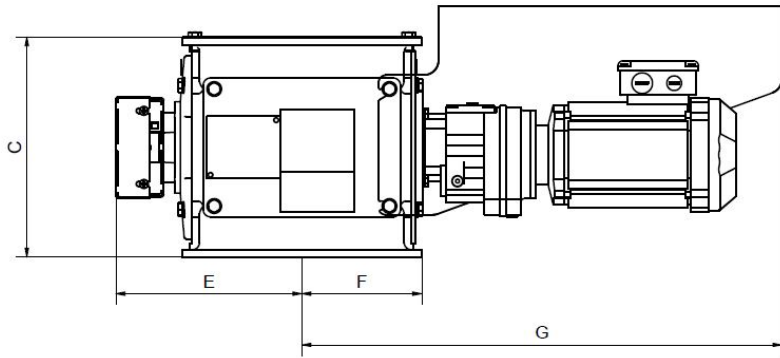
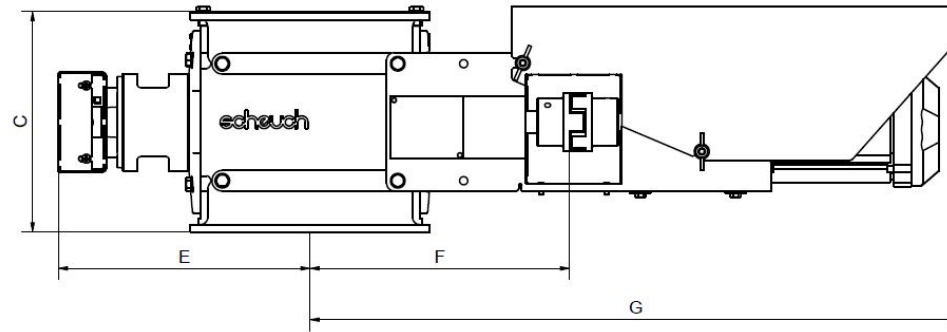


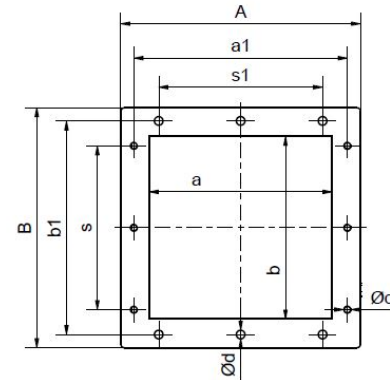
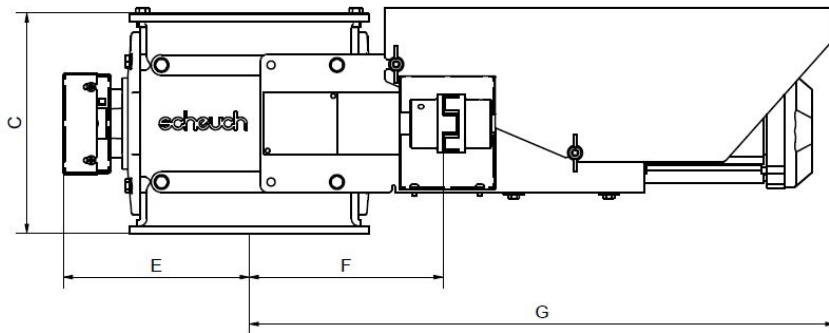
zsg-nf



zsg-tk



zsg-nk



rotary valve zsg

zsg 0220 -

- = Design - n(k) / t(k) / n(f)

Application:
Universal discharge and feed device for bulk materials and dust
Conveyed material temperature:
n - up to 80°C
t - up to 200°C

Design:
Cast construction
Casing bore hard-chromium plated (optional)
Maintenance free bearings
Zone 20(21) inside

Shaft seal:
n - radial shaft seal
t - stuffing box without grease store

Drive:
nf - with directly flanged gear motor
nk & tk - with coupling, gear motor mounted on a console

Options:
Weather protection cover (drive), speed monitoring, terminal box, service switch

Optional configurations:
Gear motor, speed monitoring suitable for Zone 22 outside

Material:
Casing and rotor in grey cast

Type	Rotation speed (rpm)	A	B	C	E	F	G	a	b	a1	b1	s	s1	Ød	Ød1	Power drive (kW)	Throughput at 100% V (m³/h)	Weight free shaft end (kg)	Weight drive (kg)
zsg 0220-nk	39	328	328	300	251	265	801	250	250	292	292	224	224	11,5	M10	0,75	15,4	71	38
zsg 0220-nk	19	328	328	300	251	265	801	250	250	292	292	224	224	11,5	M10	0,37	7,5	71	31
zsg 0220-tk	39	328	328	300	341	341	891	250	250	292	292	224	224	11,5	M10	0,75	15,4	79	38
zsg 0220-tk	19	328	328	300	341	341	891	250	250	292	292	224	224	11,5	M10	0,37	7,5	79	31

70 Conveying and discharge devices > 711 Rotary valve > rotary valve zsg

Type	Rotation speed (rpm)	A	B	C	E	F	G	a	b	a1	b1	s	s1	Ød	Ød1	Power drive (kW)	Throughput at 100% V (m³/h)	Weight free shaft end (kg)	Weight drive (kg)
zsg 0220-nf	39	328	328	300	251	156	657	250	250	292	292	224	224	11,5	M10	0,75	15,4	65	30
zsg 0220-nf	19	328	328	300	251	156	657	250	250	292	292	224	224	11,5	M10	0,37	7,5	65	23